

ZERION REIMAGINED



Underutilized Form Building Features



Berit Weymers
Customer Success Manager



AGENDA

- URL Scheme to populate records
- 3rd Party Element
- Creating Links for Reporting
- Http Request Element



Integrate Information from Custom URL/Hot Links



Problem:

“I want to populate data in a record or records without having to assign a record to my user(s), how do I do this?”

“Is there a way to set it up where users can ‘pick up’ a record and complete it in iForm?”

Solution:

Use Custom URL/Hotlinks to configure iForm Data in a link. The link can be used in multiple sources and records.

Types of Sources for Sharing URL Scheme

Send an email

Text the link

Dashboard

QR Codes

Website



Add URL Schemes in 3 Easy Steps



Steps

1. Pick a form.
2. Decide what elements you want to populate data with.
3. Create a link and update when needed.

Demo Overview




Demo Overview

Goal: Populate Facility Name, Facility Type, Facility Size and Treatments

- **training.iFormBuilder.com**
- **Profile ID: 407235**
- **Form: 2024 Strawberry Trial Data Collection Form- URL DEMO
(Page ID: 3313830)**

Send Link:


iForm://?pageId=3313830&action=new&facility_name=testing&facility_type=greenhouse&facility_size=1_000sqft_5_000sqft_&treatments=supplemental_light



QR Code:

Scan with the devices
camera.





iForm://?pagelD=3313830&action=new&facility_type=greenhouse&facility_size=1_000sqft_5_000sqft_&treatments=supplemental_light

iForm://?pagelD=3313830&action=new&facility_type=greenhouse&facility_size=1_000sqft_5_000sqft_&treatments=supplemental_light&select_fixture=Ray_22

Today 2:15 PM

Hot Link Example
Zerion Example 2024

Select a Facility

| Facility | Hot Link |
|----------|---|
| A | iForm://?pagelD=3313830&action=new&facility_name=testing&facility_type=greenhouse&facility_size=1_000sqft_5_000sqft_&treatments=supplemental_light |
| B | iForm://?pagelD=3313830&action=new&facility_name=testing&facility_type=greenhouse&facility_size=1_000sqft_5_000sqft_&treatments=supplemental_light&select_fixture=Ray_22 |

Hot Link Report Example
docs.google.com

iForm://?pagelD=3313830&action=new&facility_name=testing&facility_type=greenhouse&facility_size=1_000sqft_5_000sqft_&treatments=supplemental_light

Delivered



1. Link via Text
2. QR Code

Resources

- Custom URL for iForm App:
- <https://support.zerionsoftware.com/hc/en-us/articles/202842620-Custom-URL-Scheme-Launching-iForm-from-a-different-app>
- Public Link Configurations:
- <https://support.zerionsoftware.com/hc/en-us/articles/960374018281-1-Custom-URL-How-do-I-create-a-Public-Link-with-pre-filled-data>

3rd Party Element



Problem:

“I want to have my users get directions to a location based off of a Look-up Table.”

“Can I use Google Maps to plot my trials?”

Solution:

Use the iFormBuilder 3rd Party element to Launch Google Maps based on an element in a form.

Links for Reporting



Problem:

“I need to send my customers a link to a Google Map in their report but I don’t want to manually do it.”

Solution:

Use the Read-Only element and Dynamic Values to use the start of the Google Map URL and then add lat and long coordinates that are populated in the form.

HTTP Request



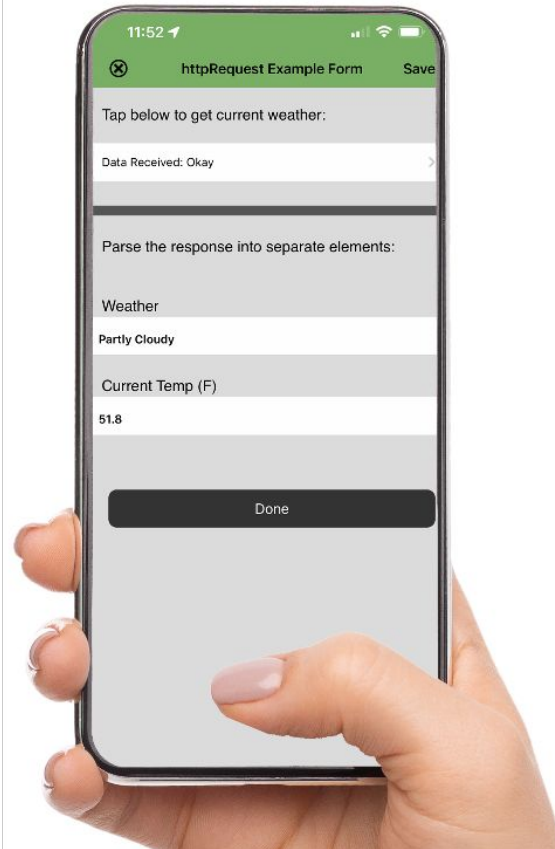
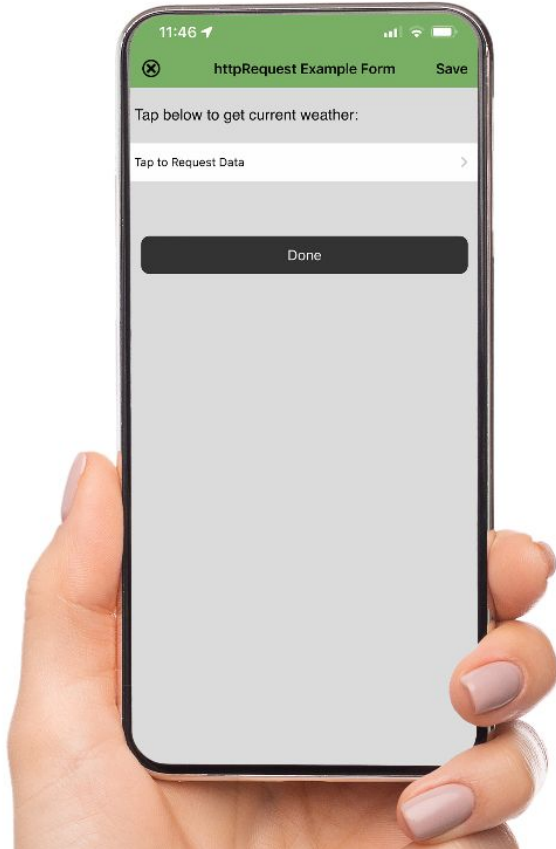
Problem:

“I want to populate the current weather in my forms so I don’t have to add it later.”

Solution:

Use the HTTP Request element to get the users current location’s weather.

HTTP Request



HTTP Request Best Practices

- Test with Webforms to see JSON Response.
- Make sure users understand that WiFi or Cellular connection is required.

Multi-Photo

- Ability to take multiple photos quickly and in one element
- Add Dynamic Attributes to:
 - Force Camera
 - Force Library
 - Define number of photos (default is 6)
- Stores Data as JSON object
- [Community request](#)



DEMO



POLL



QUESTIONS



